

LED Shelf Lighting



LUXX Light Technology

CONTENTS

LINEAR FIXTURES

| | |
|----------------------------|---|
| ROMA LINKABLE - <i>NEW</i> | 3 |
| ROMA | 4 |

ALUMINIUM FIXTURES

| | |
|------------------------|----|
| MEMPHIS | 5 |
| SLIMLINE RM | 6 |
| SLIMLINE SM | 7 |
| ALU CANNES liner | 8 |
| ALU MONACO semi linear | 9 |
| ALU MONACO SLIM | 10 |
| LAS VEGAS - <i>NEW</i> | 11 |
| TORINO | 12 |

PMMA IP54 FIXTURES

| | |
|--------------------------|----|
| MONACO | 13 |
| CANNES | 14 |
| NIZZA | 15 |
| MONZA | 16 |
| LONG ISLAND - <i>NEW</i> | 17 |

GLASS SHELF LIGHTING

| | |
|-----------|----|
| NEW YORK | 18 |
| MANHATTAN | 19 |

SHELF LIGHTING

| | |
|--------------------|----|
| SHELF TAG LIGHTS | 20 |
| PARIS | 22 |
| MIAMI - <i>NEW</i> | 23 |

FLEXIBLE SHELF LIGHTING

| | |
|-------|----|
| ALINA | 24 |
|-------|----|

ROMA LINKABLE

Our smallest linear lighting fixture, imagine, just 0.39 in (10 mm) x 0.39 in (10 mm)! Our special lenticular diffuser creates a truly linear light without visible LED dots. Food display versions please see on page 28-36. Different configurations available upon request.

Specifications / data per inch (meter)

Electrical

Power: 9.6 W

Input voltage: 24 VDC

Current: 400 mA

LED

Strip max. width: 0.24 in (6 mm)

Type: 2835 / 3020

Q'ty: 140 pcs

CCT: 2700K / 3000K / 4000K / 5000K / 6500K

CRI > 80

Light Output

Beam angle: 140°

Efficiency: 57 Lm/W

Lumen: 540 Lm

Dimmability

Dimmable

Appearance

Material: anodized aluminium, PMMA

Diffuser: frosted / milky

Dimensions: W0.39 in (10 mm) x H0.39 in (10 mm)

Max. length: 98.43 in (2500 mm)

Mounting

Surface

Accessories

Spring steel clips / adhesive tape

Wire Exit

Linear & 90° down

NEW



ROMA

The smallest linear lighting fixture in the world, just 0.39 in (10 mm) x 0.39 in (10 mm)! Our special lenticular diffuser creates a truly linear light without any visible LED dots. A perfect choice, if you are looking for a small yet linear light source up to 98.43 in (2500mm).

Specifications / data per inch (meter)

Electrical

Power: 9.6 W

Input voltage: 24 VDC

Current: 400 mA

LED

Strip max. width: 0.24 in (6 mm)

Type: 2835 / 3020

Q'ty: 140 pcs

CCT: 2700K / 3000K / 4000K / 5000K / 6500K

CRI > 80

Light Output

Beam angle: 140°

Efficiency: 57 Lm/W

Lumen: 540 Lm

Dimmability

Dimmable

Appearance

Material: anodized aluminium, PMMA

Diffuser: frosted / milky

Dimensions: W0.39 in (10 mm) x H0.39 in (10 mm)

Max. length: 98.43 in (2500 mm)

Mounting

Surface

Accessories

Spring steel clips / adhesive tape

Wire Exit

Linear & 90° down



MEMPHIS

Memphis was designed as a standard shelf lighting fixture. Several mounting options apply.

Fresh food display versions and different configurations are available upon request.

Specifications / data per inch (meter)

Electrical

Power: 14.4 W

Input voltage: 24 VDC

Current: 600 mA

LED

Strip max. width: 0.39 in (10 mm)

Type: 2835

Q'ty: 140 pcs

CCT: 2700K / 3000K / 4000K / 5000K / 6500K

CRI >80

Light Output

Beam angle: 120°

Efficiency: 82 Lm/W (clear) / 77.5 Lm/W (frosted) / 45 Lm/W (milky)

Lumen: 1180 Lm (clear) / 1240 Lm (frosted) / 720 Lm (milky)

Dimmability

Dimmable

Appearance

Material: anodized aluminum, PMMA

Diffuser: clear / frosted / milky

Dimensions: W0.67 in (17 mm) x H0.70 in (17.8 mm)

Max. length: 98.98 in (2514 mm)

Mounting

Surface

Accessories

Screwable endcaps / spring steel clips / magnetic tape

Wire Exit

Linear & 90° down



SLIMLINE RM

Slimline RM allows a recessed, flush mounting.
It is designed for display and cabinet lighting applications.
Fresh food display versions and different configurations
are available upon request.

Specifications / data per inch (meter)

Electrical

Power: 9.6 W

Input voltage: 12 VDC / 24 VDC

Current: 400 mA / 800 mA

LED

Strip max. width: 0.31 in (8 mm)

Type: 3020

Q'ty: 120 pcs

CCT: 2700K / 3000K / 4000K / 5000K / 6000K

CRI > 80

Light Output

Beam angle: 120°

Efficiency: 80 Lm/W (clear) / 64 Lm/W (frosted)

Lumen: 768 Lm

Dimmability

Dimmable

Appearance

Material: anodized aluminium, PMMA

Diffuser: clear / frosted / milky

Dimensions: W0.67 in (17 mm) x H0.34 in (8.7 mm)

Max. length available: 98.43 in (2500 mm)

Mounting

Recessed

Wire Exit

Linear



SLIMLINE SM

Slimline SM is designed for shelf and refrigeration display lighting. Mounting is easy using metal clips or magnets. Our standard fixture for most lighting applications. Fresh food display versions and different configurations are available upon request.

Specifications / data per inch (meter)

Electrical

Power: 9.6 W

Input voltage: 12 VDC / 24 VDC

Current: 400 mA / 800 mA

LED

Strip max. width: 0.31 in (8 mm)

Type: 3020

Q'ty: 120 pcs

CCT: 2700K / 3000K / 4000K / 5000K / 6000K

CRI > 80

Light Output

Beam angle: 120°

Efficiency: 75 Lm/W

Lumen: 360 Lm

Dimmability

Dimmable

Appearance

Material: anodized aluminium, PMMA

Diffuser: clear / frosted / milky

Dimensions: W0.67 in (17 mm) x H0.34 in (8.7 mm)

Max. length available: 98.43 in (2500 mm)

Mounting

Surface

Accessories

Spring steel clips / magnetic tape

Wire Exit

Linear



ALU CANNES linear

A special optical diffuser makes the LED dots nearly invisible, creating a linear effect similar to that of fluorescent tubes. Different configurations available upon request.

Specifications / data per inch (meter)

Electrical

Power: 9.6 W

Input voltage: 12 VDC / 24 VDC

Current: 400 mA / 800 mA

LED

Strip max. width: 0.24 in (6 mm)

Type: 3020

Q'ty: 140 pcs

CCT: 2700K / 3000K / 4000K / 5000K / 6000K

CRI > 80

Light Output

Beam angle: 110°

Efficiency: 45 Lm/W

Lumen: 432 Lm

Dimmability

Dimmable



Appearance

Material: anodized aluminium, PMMA

Diffuser: milky

Dimensions: W0.39 in (10 mm) x H0.39 in (10 mm)

Max. length: 98.43 in (2500 mm)

Mounting

Surface (especially in corners)

Accessories

Spring steel clips



Wire Exit

Linear



ALU MONACO semi-linear

Another ultra small lighting fixture, just 0.31 in (8 mm) x 0.39 in (10 mm)! This one is designed for ceiling, wall, cabinet and undercabinet applications. Semi-linear, means the LED dots are slightly visible. Alu Monaco does not provide a completely linear light, as our ROMA. Different configurations available upon request.

Specifications / data per inch (meter)

Electrical

Power: 12.96 W

Input voltage: 12 VDC / 24 VDC

Current: 400 mA / 800 mA

LED

Strip max. width: 0.20 in (5 mm)

Type: 3020

Q'ty: 120 pcs

CCT: 2700K / 3000K / 4000K / 5000K / 6000K

CRI > 80

Light Output

Beam angle: 90°

Efficiency: 72 Lm/W

Lumen: 700 Lm

Dimmability

Dimmable

Appearance

Material: anodized aluminium, PMMA

Diffuser: clear / frosted / milky

Dimensions: W0.31 in (8 mm) x H0.39 in (10 mm)

Max. length: 98.43 in (2500 mm)

Mounting

Surface / recessed

Accessories

Spring steel clips

Wire Exit

Linear



ALU MONACO SLIM

An ultra slim lighting fixture, just 0.24 in (6 mm) x 0.31 in (8 mm). Alu Monaco Slim is designed for ceiling, wall, cabinet and undercabinet applications. One of the smallest LED lighting fixtures in the world. Different configurations available upon request.

Specifications / data per inch (meter)

Electrical

Power: 9.6 W

Input voltage: 12V DC / 24V DC

Current: 400 mA / 800 mA

LED

Strip max. width: 0.16 in (4 mm)

Type: 3020

Q'ty: 100 pcs

CCT: 2700K / 3000K / 4000K / 5000K / 6000K

CRI > 80

Light Output

Beam angle: 120°

Efficiency: 70 Lm/W

Lumen: 672 Lm

Dimmability

Dimmable

Appearance

Material: anodized aluminium, PMMA

Diffuser: frosted / milky

Dimensions: W0.31 in (8 mm) x H0.24 in (6 mm)

Max. length: 98.43 in (2500 mm)

Mounting

Surface / recessed

Accessories

Spring steel clips

Wire Exit

Linear & 90° ways out



LES VEAGS

The Las Vegas fixture provides the versatility you need and offers an asymmetrical inserting rail that can be placed in 2 different positions or left out. Combined with the lens type cover it offers 5 different light beam angles (20°, 45°, 60°, 75°, 90°), This focuses the light creating various wallwasher effects.

Specifications / data per inch (meter)

Electrical

Power: 14.4 W

Input voltage: 12V DC / 24V DC

Current: 400 mA / 800 mA

LED

Strip max. width: 0.39 in (10 mm)

Type: 2835

Q'ty: 120 pcs

CCT: 2700K - 6500K

CRI > 80

Light Output

Beam angle: Adjustable (20°, 45°, 60°, 75°, 90°)

Efficiency: 90-100 Lm/W

Lumen: 1150 Lm (clear)

Dimmability

Dimmable

Appearance

Material: anodized aluminium, PMMA

Diffuser: frosted / milky

Dimensions: W0.31 in (15.5 mm) x H0.24 in (18 mm)

Max. length: 98.43 in (2500 mm)

Mounting

Surface / recessed

Accessories

Spring steel clips

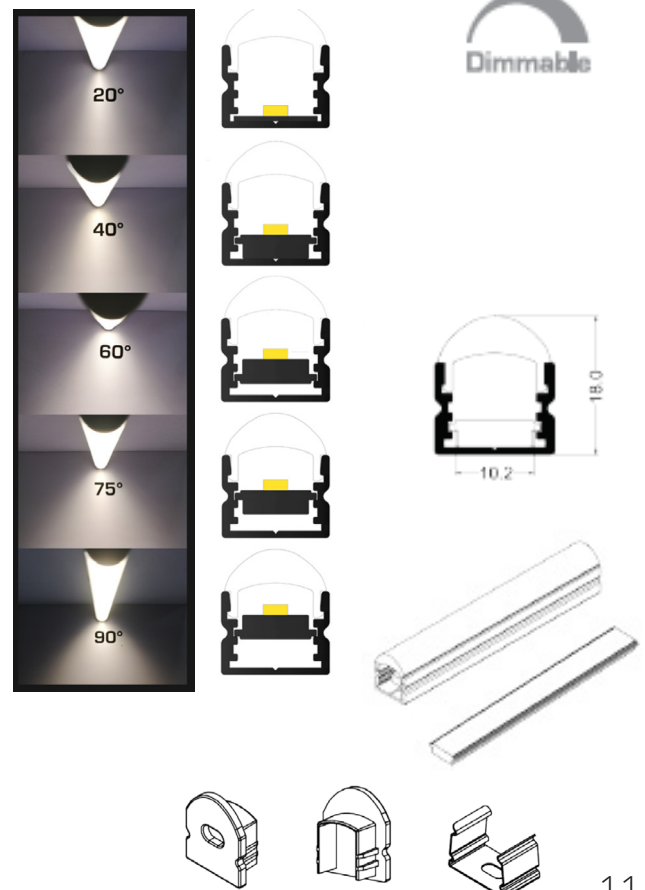
Wire Exit

Linear & 90° ways out

NEW



Achieve multiple beam angles by adjusting rail position!



TORINO

Torino is designed for shelf and refrigeration applications as an alternative to T5 and T8 tube light installations.
The fixture can be easily mounted -45° to $+45^{\circ}$ in 15° steps.
Fresh food display versions and different configurations are available upon request.

Specifications / data per inch (meter)

Electrical

Power: 9.6 W

Input voltage: 12 VDC / 24 VDC

Current: 400 mA / 800 mA

LED

Strip max. width: 0.31 in (8 mm)

Type: 3020

Q'ty: 120 pcs

CCT: 2700K / 3000K / 4000K / 5000K / 6000K

CRI > 80

Light Output

Beam angle: 120°

Efficiency: 85 Lm/W

Lumen: 816 Lm

Dimmability

Dimmable

Appearance

Material: anodized aluminium, PMMA

Diffuser: clear / frosted / milky

Diameter: \varnothing 0.63 in (16 mm)

Max. length available: 98.43 in (2500 mm)

Mounting

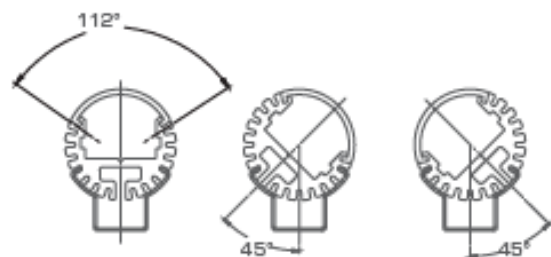
Surface

Accessories

Spring steel clips

Wire Exit

Linear



clip

MONACO

Our smallest lighting fixture ever, just 0.20 in (5 mm) x 0.28 in (7 mm)! Hundreds of thousands sold to the European display industry. Monaco is designed for display, cabinet and undercabinet applications. Different colors and configurations available upon request.

Specifications / data per inch (meter)

Electrical

Power: 9.6 W

Input voltage: 12 VDC / 24 VDC

Current: 800 mA

LED

Strip max. width: 0.16 in (4 mm)

Type: 3020

Q'ty: 100 pcs

CCT: 2700K / 3000K / 4000K / 5000K / 6000K

CRI > 80

Light Output

Beam angle: 120°

Efficiency: 75 Lm/W

Lumen: 720 Lm

Dimmability

Dimmable

Appearance

Material: anodized aluminum, PMMA

Diffuser: clear / frosted

Dimensions: W0.28 in (7mm) x H0.20 in (5 mm)

Max. length: 98.43 in (2500 mm)

Mounting

Surface

Accessories

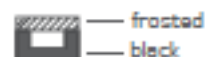

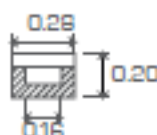
Spring steel clips

Wire Exit

Linear



clip



CANNES

The quadrant lighting fixture fits a 0.28 in (7 mm) wide, ultra flat LED strip and can be adapted to any corner or edge easily and elegantly. Hundreds of thousands sold to the European shelving industry. Fresh food display versions and different configurations are available upon request.

Specifications / data per inch (meter)

Electrical

Power: 9.6 W

Input voltage: 12 VDC / 24 VDC

Current: 400 mA / 800 mA

LED

Strip max. width: 0.31 in (8 mm)

Type: 3020

Q'ty: 120 pcs

CCT: 2700K / 3000K / 4000K / 5000K / 6000K

CRI > 80

Light Output

Beam angle: 120°

Efficiency: 85 Lm/W

Lumen: 816 Lm (clear) / 814 Lm (frosted)

Dimmability

Dimmable

Appearance

Material: PMMA

Diffuser: clear / frosted

Dimensions: W0.39 in (10 mm) x H0.39 in (10 mm)

Max. length available: 98.43 in (2500 mm)

Mounting

Surface

Accessories

Spring steel clips

Wire Exit

Linear & 90° ways out



NIZA SEMILINEAR

The co-extruded PMMA lighting fixture is designed for shelf and refrigeration display lighting.

Fresh food display versions and different configurations are available upon request.

Specifications / data per inch (meter)

Electrical

Power: 9.6 W

Input voltage: 12 VDC / 24 VDC

Current: 400 mA / 800 mA

LED

Strip max. width: 0.31 in (8 mm)

Type: 3020

Q'ty: 120 pcs

CCT: 2700K / 3000K / 4000K / 5000K / 6000K CRI > 80

Light Output

Beam angle: 120°

Efficiency: 80 Lm/W

Lumen: 768 Lm

Dimmability

Dimmable

Appearance

Material: anodized aluminum, PMMA

Diffuser: milky

Dimensions: W0.43 in (11 mm) x H0.47 in (12 mm)

Max. length available: 98.43 in (2500 mm)

Mounting

Surface

Accessories

Spring steel clips

Wire Exit

Linear



MONZA LINEAR

The co-extruded PMMA lighting fixture is designed for shelf and refrigeration display lighting.

Fresh food display versions and different configurations are available upon request.

Specifications / data per inch (meter)

Electrical

Power: 9.6 W

Input voltage: 12 VDC / 24 VDC

Current: 400 mA / 800 mA

LED

Strip max. width: 0.31 in (8 mm)

Type: 3020

Q'ty: 120 pcs

CCT: 2700K / 3000K / 4000K / 5000K / 6000K

CRI > 80

Light Output

Beam angle: 120°

Efficiency: 60 Lm/W

Lumen: 576 Lm

Dimmability

Dimmable

Appearance

Material: anodized aluminum, PMMA

Diffuser: milky

Dimensions: W0.43 in (11 mm) x H0.55 in (14 mm)

Max. length available: 98.43 in (2500 mm)

Mounting

Surface

Accessories

Spring steel clips

Wire Exit

Linear



NEW ISLAND

The slimmest LED lighting fixture on the market, only 3mm thick. Extremely flexible light fixture with a side lit LED strip. Ideal for narrow spaces or trimming around uniquely shaped areas. Different configurations available upon request.

Specifications / data per inch (meter)

Electrical

Power: 9.6 W

Input voltage: 24 VDC

LED

Strip max. width: 0.39 in (10 mm)

Type: 3003

Q'ty: 120 pcs

CCT: 6000K

CRI > 80

Light Output

Beam angle: 140°

Efficiency: 75 Lm/W

Lumen: 700 Lm

Dimmability

Dimmable

Appearance

Material: PC

Diffuser: clear

Dimensions: 0.41 in (10.6 mm) x H 0.12 in (3.0 mm)

Max. length available: 98.43 in (2500 mm)

Mounting

Surface

Accessories

Spring steel clips

Wire Exit

Linear



NEW



NEW YORK

New York is glass shelf lighting fixture made up of 2 parts that can be used either together for wall mount or just the upper part alone for inside a cabinet. The wall mount version is fully supporting the glass panel. Available for 0.24 (6 mm) and 0.31 in (8 mm) glass shelves.

Specifications / data per inch (meter)

Electrical

Power: 9.6 W

Input voltage: 24 VDC

Current: 400 mA

LED

Strip max. width: 0.24 in (6 mm) / 0.31 in (8 mm)

Type: 3020 / 2835

Q'ty: 120 pcs

CCT: 2700K / 3000K / 4000K / 5000K / 6500K

CRI > 80

Light Output

Beam angle: 60°

Efficiency: 42 Lm/W

Lumen: 350 Lm

Dimmability

Dimmable

Appearance

Material: anodized aluminum, PMMA

Diffuser: clear

Dimensions: W1.38 in (35 mm) x H1.30 in (33 mm)

Max. length: 98.43 in (2500 mm)

Mounting

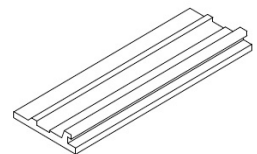
Surface

Accessories

Screw

Wire Exit

Linear



Wall mount rail



MANHATTAN

Manhattan is a 3-way glass shelf lighting fixture that illuminates the glass shelf from behind and additionally provides some light up and down, creating a mini wallwasher effect.

Suitable for 0.31 in (8 mm) and 0.39 in (10 mm) glass shelves.

Specifications / data per inch (meter)

Electrical

Power: 9.6 W

Input voltage: 12 VDC / 24 VDC

Current: 400 mA / 800 mA

LED

Strip max. width: 0.24 in (6 mm) / 0.31 in (8 mm)

Type: SMD3528

Q'ty: 120 pcs

CCT: 2700K / 3000K / 4000K / 5000K / 6500K

CRI: >80

Light Output

Beam angle: 120°

Efficiency: 45 Lm/W

Lumen: 432 Lm

Dimmability

Dimmable

Appearance

Material: anodized aluminum, PMMA

Diffuser: milky

Dimensions: W1.18 in (30 mm) x H0.55 in (14 mm)

Max. length: 98.43 in (2500 mm)

Mounting

Surface

Accessories

Screws

Wire Exit

Linear



SHELF TAG LIGHT

The specially designed Shelf Tag Light illuminates the price tags or logos of your products through a dedicated extruded light guide. Plus it lights 30° down to a lower shelf compartment, providing an evenly spread light for a shelf up to 24 in (500 mm) high and 24 in (500 mm) deep. Different configurations available upon request.

Specifications / data per inch (meter)

Electrical

Power: 9.6 W / 24 W

Input voltage: 24 VDC

Current: 400 mA (20 mA LED) / 1000 mA (50 mA LED)

LED

Strip max. width: 0.31 in (8 mm)

Type: 3020

Current: 20 mA / 50 mA

Q'ty: 120 pcs

CCT: 2700K / 3000K / 4000K / 5000K / 6000K

CRI > 80

Light Output

Beam angle: 30° front side up & 210° back side down

Efficiency: 100 Lm/W (20 mA LED) / 95 Lm/W (50 mA LED)¹

Lumen: 900 Lm @ 400 mA / 2200 Lm @ 1000 mA

Dimmability

Dimmable

Appearance

Material: anodized aluminium, PMMA, PVC

Diffuser over light guide: clear

Max. length available: 98.43 in (2500 mm)

Mounting

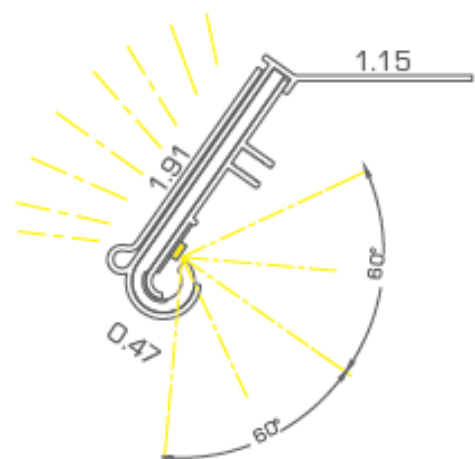
Surface

Versions

Standard (using a double-sided tape) / for Scantech® shelves /
/ for Tegometall® shelves / for AHT® shelves

Wire Exit

Omni-directional possible, secured by a strain relief (applies to lighting fixture norms)



VERSIONS



Standard

Universal type to be taped onto the front top of the shelf



Scantech®

Special made for Scantech® shelves



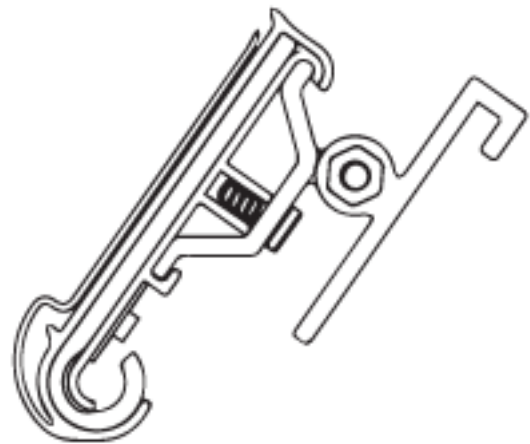
Tegometall®

Special made for Tegometall® shelves



AHT®

Special made for AHT® shelves



Universal

Universal type, adjustable to $\pm 45^\circ$

PARIS

Display light

The uniquely designed Display Light illuminates the front and the shelf/ display below through a dedicated extruded light guide.
The lower shelf is lit up in two ways: at the front and at the area behind. Different configurations available upon request.

Specifications / data per inch (meter)

Electrical

Power: 14.4 W

Input voltage: 24 VDC

Current: 600 mA

LED

Strip max. width: 0.12 in (3 mm)

Type: 4014

Q'ty: 80 pcs

CCT: 2700K / 3000K / 4000K / 5000K / 6000K

CRI > 80

Light Output

Beam angle: 120° (top), bottom 300° (bottom)

Efficiency: 80 Lm/W

Lumen: 1152 Lm

Dimmability

Dimmable

Appearance

Material: PMMA

Diffuser: frosted

Dimensions: W0.12 in (3 mm) x H2.01 in (51 mm)

Max. length: 55.12 in (1400 mm)

Mounting

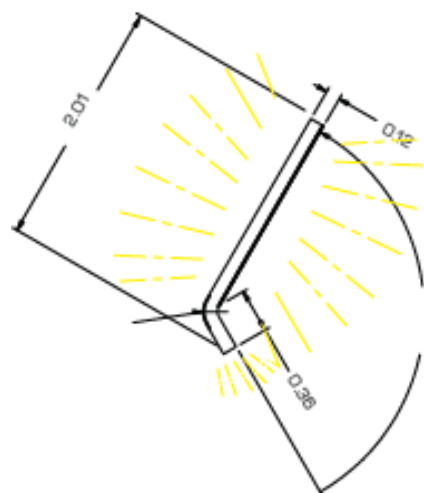
Surface / recessed

Accessories

Insert / recessed

Wire Exit

Linear



MIAMI

Indirecting shelf lighting

Miami is designed as a indirecting shelf lighting fixture.
An ideal fixture for shelf lighting from the front

Fresh food display versions and different configurations are available upon request.

Specifications / data per inch (meter)

Electrical

Power: 11.5 W

Input voltage: 24 VDC

LED

Type: 2216

Q'ty: 210 pcs

CCT: 2700K- 6500K

CRI > 90

Light Output

Beam angle: 90°

Efficiency: 35-40 Lm/W

Lumen: 380 Lm (milky)

Dimmability

Dimmable

Appearance

Material: anodized aluminium, PC

Diffuser: milky

Dimensions: L39.37 (1000 mm) x W0.866 (22 mm) x H0.492 (12.5 mm) in

Max. length: 78.74 in (2000 mm)

Mounting

Surface

Accessories

Screwable endcaps / spring steel clips / magnetic tape

Wire Exit

Linear + 90°down



NEW



ALINAIS

Flexible shelf light

Fully flexible lighting fixture. Designed for (shaped) displays, for cabinet and under-cabinet applications.

Different colors available (black, white; custom colors with MOQ). Different configurations available upon request.

Specifications / data per inch (meter)

Electrical

Power: 9.6 W

Input voltage: 12 VDC / 24 VDC

Current: 400 mA / 800 mA

LED

Strip max. width: 0.39 in (10 mm)

Type: 3020

Q'ty: 120 pcs

CCT: 2700K / 3000K / 4000K / 5000K / 6000K

CRI > 80

Light Output

Beam angle: 120°

Efficiency: 75 Lm/W

Lumen: 360 Lm

Dimmability

Dimmable

Appearance

Material: PVC

Diffuser: clear / milky

Dimensions: W0.55 in (14 mm) x H0.31 in (7.90 mm)

Max. length: 98.43 in (2500 mm)

Mounting

Surface

Accessories

Spring steel clips / magnetic tape

Wire Exit

Linear



LUXX Light Technology

LUXX Light Technology (USA) Inc.

4425 S Kansas Ave
St. Francis, WI 53235
USA

info@luxx.com
www.luxx.com

LUXX Light Technology (Shenzhen) Ltd.

Building 8, 5th Floor, HuiDeBao
Industry Park
Bai Hua Yuan Road
Guang Ming New District,
Shenzhen
Guangdong, China, 518000

Phone: +86 755 27049942

info@luxx.cn
www.luxx.cn

LEDtec GmbH

Abelbachstr. 13
OT Steinhausen
33142 Bueren
Germany

Phone: +49 2951 93838-300
Fax: +49 2951 93838-399
info@ledtec.eu
www.ledtec.eu

Sun Electronics S.R.L.

Via Leonardo da Vinci 24/A
20094 Corsico (Milan)
Italy

Phone: +39 02 95327303
Fax: +39 02 95327091
info@sunleds.it
www.sunleds.it



© Copyright 2021. All rights reserved by LUXX Light Technology.

Issue no. G-SH-EN-2100

All information stated is correct at the time of printing and subject to