

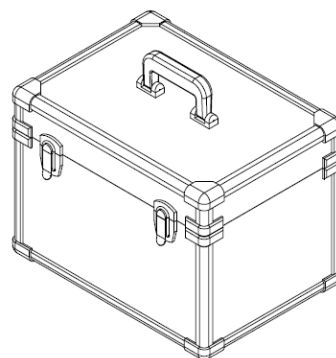
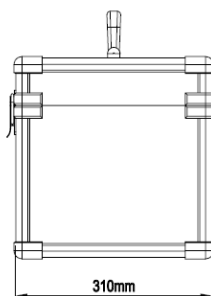
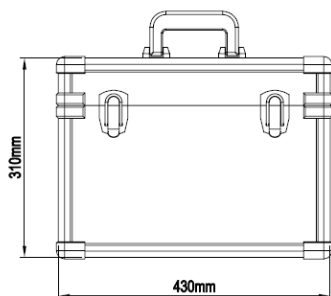
## UV-C Sanitizer Box





## Features

- Big volume, ideal for sanitizing 20 devices at a time
- Two minute UV-C light cycle kills 99% of germs and bacteria
- Built-in timer, 0~30 minutes adjustable
- Built-in door trigger switch
- High quality aluminum box



## Specifications

<b>Model No.:</b>	ST-UVC5-5W
<b>Voltage:</b>	5V
<b>Power:</b>	4W
<b>Wavelength:</b>	253 nm
<b>Lamp</b>	CCFL
<b>Controls:</b>	Door trigger switch
<b>Timer:</b>	0-30 minutes
<b>Sanitizing time</b>	20-120 seconds
<b>Sanitizing efficiency</b>	99.9%
<b>Battery:</b>	5V, 2000 mA
<b>Charging interface</b>	Micro USB

## Product Overview



Timer Switch



Battery Pack



Door Trigger Switch



UV-C Light Fixture

## Operation Instruction

1. Put objects into the box
2. Close the lid, the door trigger switch is connected
3. Press the timer switch on the top of the box to start the UV-C lamp
4. Sanitizing finish in 20 seconds

## Safety Instruction

1. Read and save all notices, warnings and safety instructions received with equipment.
2. Avoid exposure to direct or reflected germicidal ultraviolet rays. They are harmful to eyes and skin.
3. Do not alter the construction or design. Do not remove safety labels or devices.
4. Do not use equipment for other than its intended purpose, as described in the equipment manual.
5. Do not operate equipment if the power cord and/or plug are damaged, or if any other damage to the unit is visible or suspected.
6. Utility power must match power requirements listed on the unit label.
7. Equipment should be protected from the elements and from temperatures below freezing.
8. Do not exceed equipment's maximum rated flow capacity and/or operating pressure.